

Lorie H. Tudor, P.E.
Director



Springdale Rotary Club

Monday, June 22, 2020



Funding Challenges



Challenges



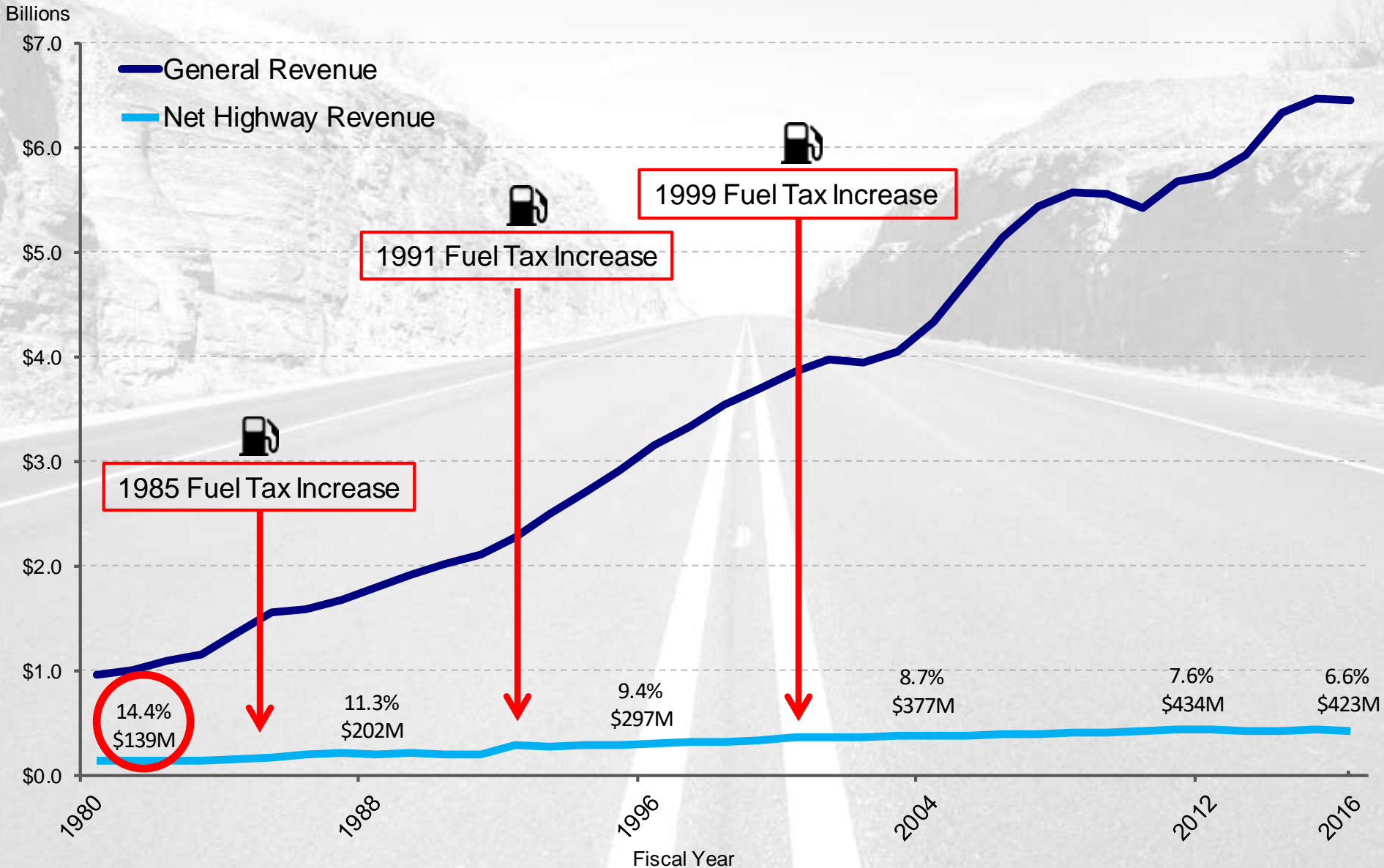
- **12th** largest system in the country
- **41st** in highway revenue per mile

Next 10 Years:

- **\$9.3 billion**
in Needs
- **\$4.5 billion**
in Revenue

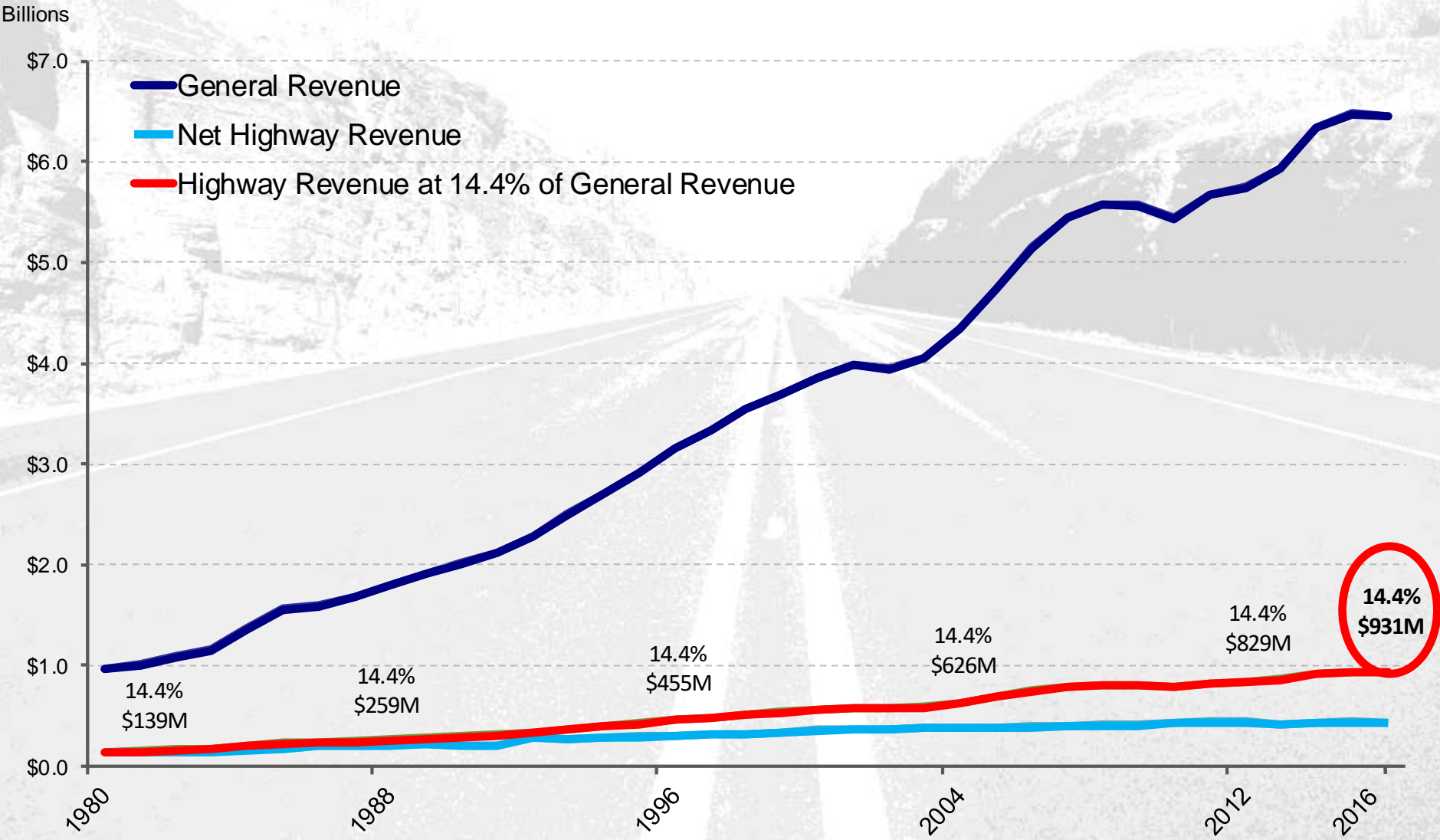


Percent of Highway vs. General Revenue



Excludes County & City Aid funds | Excludes CAP funds

Highway Revenue at 14.4% of General Revenue



Excludes County & City Aid funds | Excludes CAP funds

Fiscal Year

THEN

In 1995, **200 miles** of highway could be overlaid with \$10 million.

NOW

Using \$10 million today, only **54 miles** of highway can be overlaid.



Significant Loss of Purchasing Power

Item	Description	1993	2015	Percent Change
College Tuition	Average Tuition & Fees at Public 4-year Universities	\$1,908	\$9,145	379%
Healthcare	National Expenditure Per Capita	\$3,402	\$9,523	180%
House	Median New Home Price	\$118,000	\$292,000	147%
Gas	Per Gallon	\$1.08	\$2.56	137%
Beef	Per Pound of Ground Beef	\$1.97	\$4.38	122%
Movie Ticket	Average Ticket Price	\$4.14	\$8.43	104%
Bread	Per Pound of White Bread	\$0.75	\$1.48	98%
Income	National Median Household	\$31,241	\$56,516	81%
Stamp	One First-Class Stamp	\$0.29	\$0.49	51%
Car	Average New Car	\$16,871	\$25,487	51%
Federal Gas Tax	Per Gallon	\$0.18	\$0.18	0%

Pay a **Little** Now



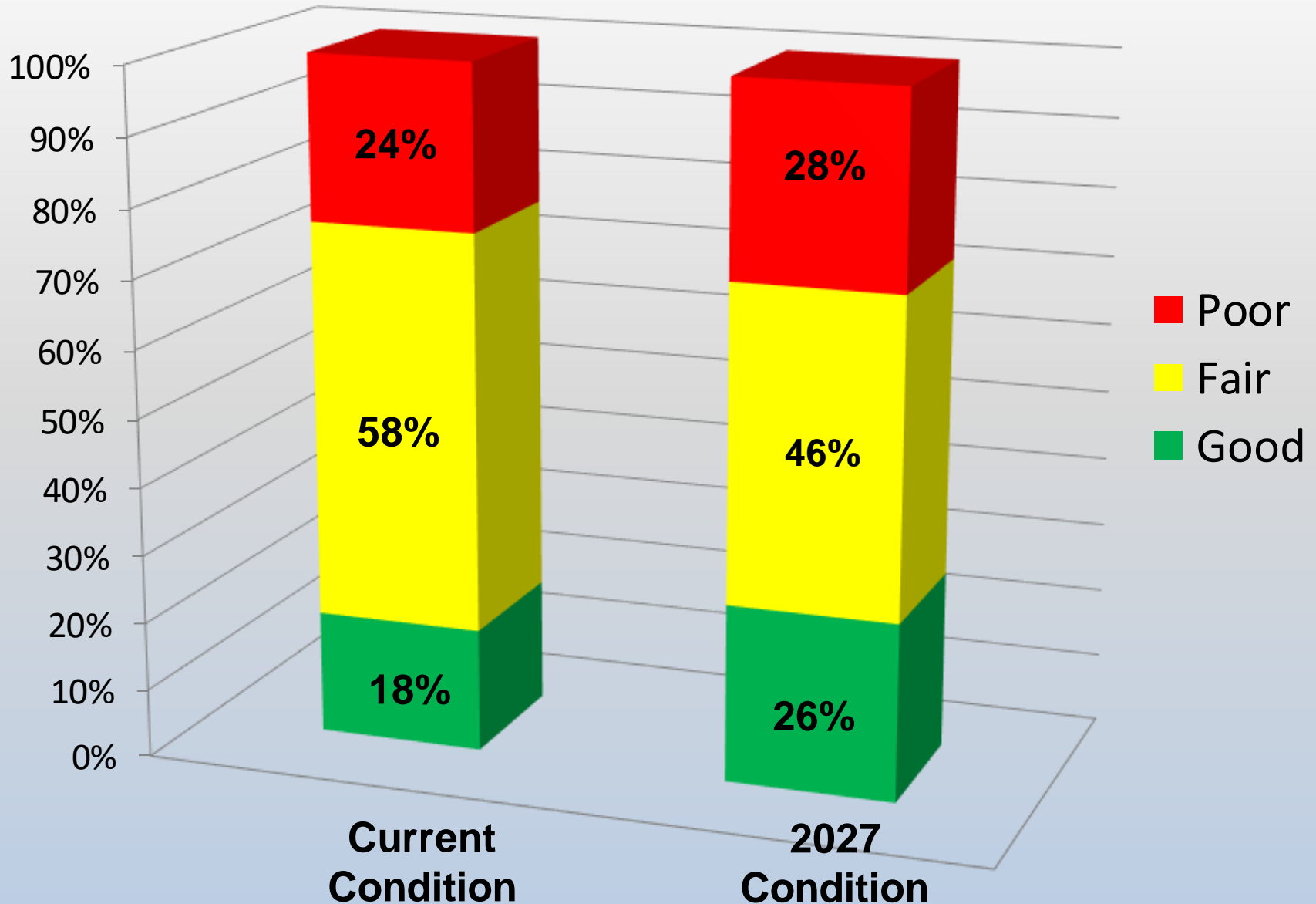
Overlay
\$100,000
per lane mile

Pay a **Whole Lot** Later

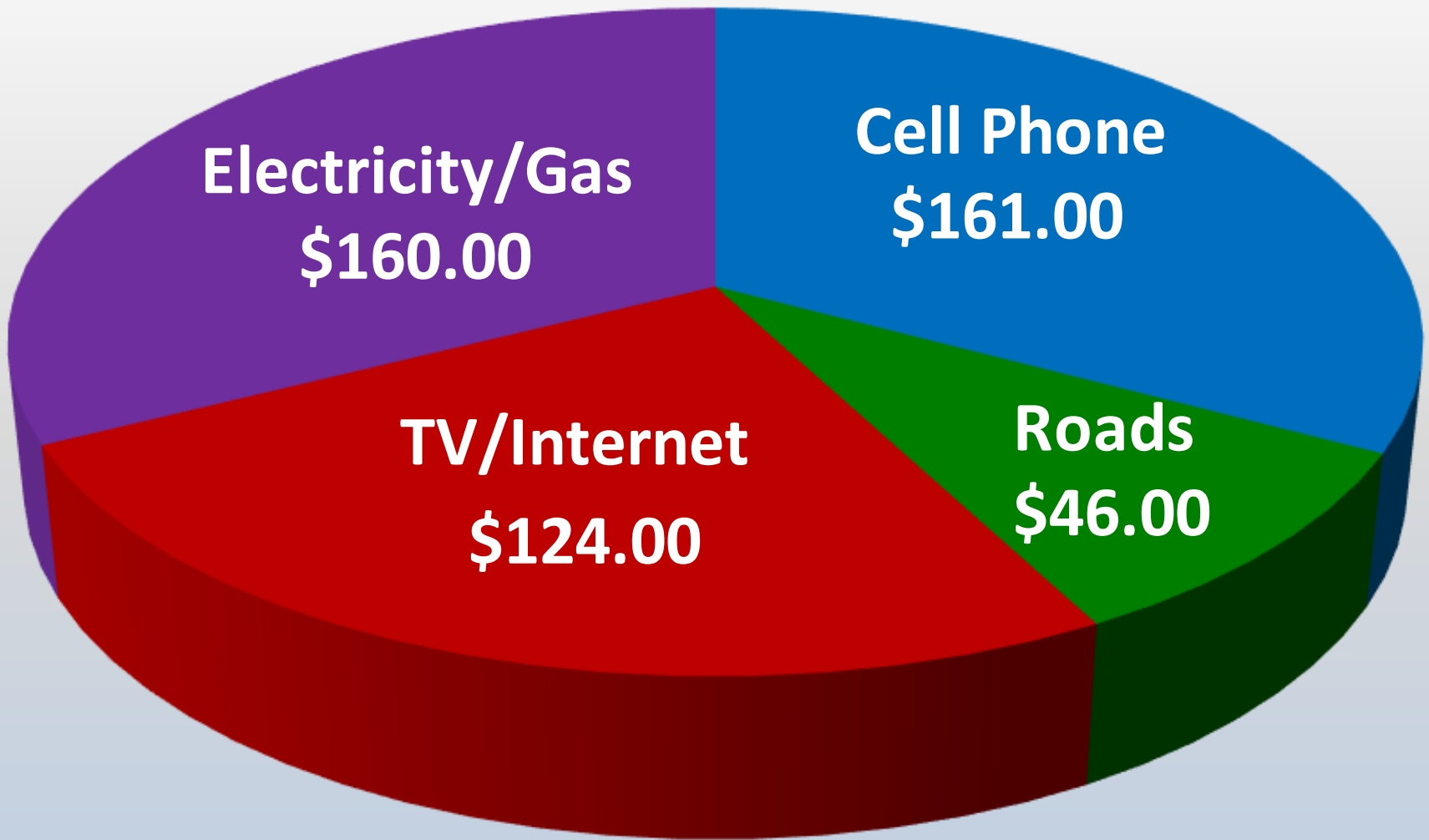


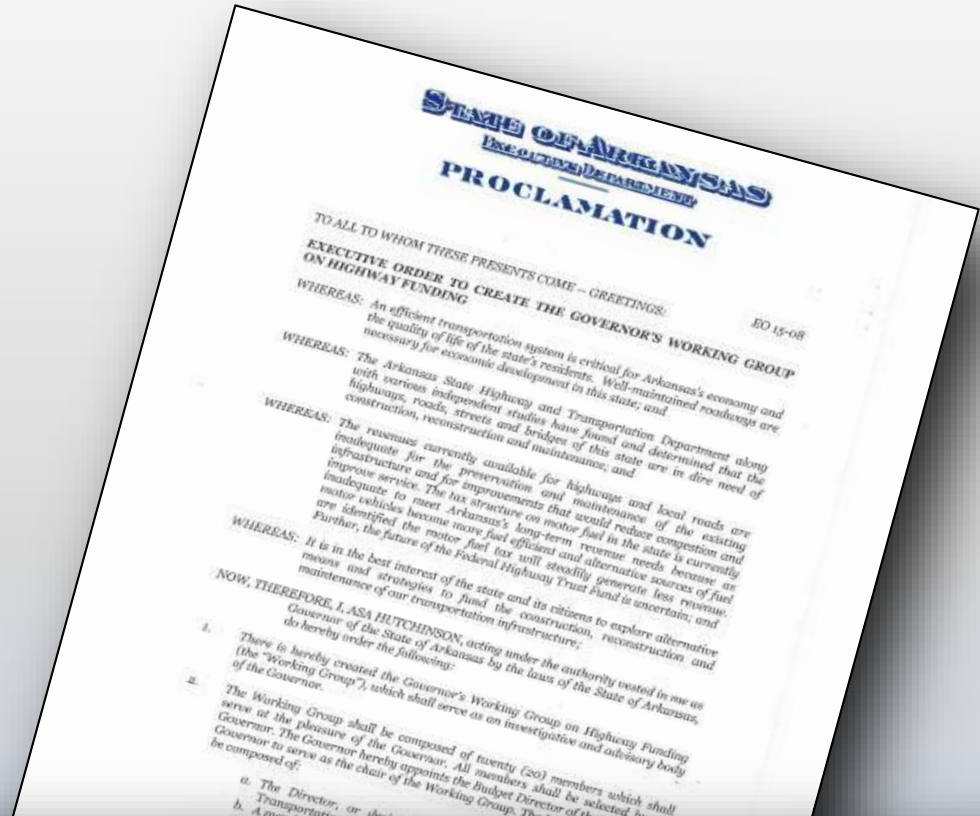
Reconstruction
\$1,500,000
per lane mile

All State Highways – Including Interstates



Average Monthly Household Expenditures





“An efficient transportation system is critical for Arkansas’ economy and the quality of life of the state’s residents.”

□ Funding Targets

- ✓ Immediate: \$ 50 Million
- ✓ Short-term (0-3 years): \$110 Million
- ✓ Mid-term (3-5 years): \$250 Million
- ✓ Long-term (6-9 years): \$400 Million

All figures are annual amounts for state highways.


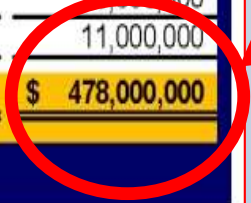


Exhibit III

Arkansas Department of Transportation (ARDOT) Summary of Annual State Funds Needed to Meet Proposed Highway Construction Plan Over a 10-Year Period

Description	Annual Funds Needed for Highway Construction Plan	Annual Funds Available for Highway Construction	Additional Annual State Revenues Needed for Highway Construction Plan
System Preservation			
Pavement	\$ 387,000,000	\$ 137,000,000	\$ 250,000,000
Bridges	117,000,000	90,000,000	27,000,000
Total System Preservation	504,000,000	227,000,000	277,000,000
Capacity Relief	305,000,000	157,000,000	148,000,000
Safety Improvements	86,000,000	44,000,000	42,000,000
Maintenance			
Equipment upgrades	19,000,000	19,000,000	
Facilities upgrades	8,000,000		8,000,000
Intelligent Transportation System (ITS)	3,000,000		3,000,000
Total Maintenance	30,000,000	19,000,000	11,000,000
Totals	\$ 925,000,000	\$ 447,000,000	\$ 478,000,000

\$ 478,000,000



Note: Amounts shown are rounded.



Recent Legislation

Governor Hutchinson's Highway Plan

Two Bills

Four Revenue Sources

\$300 Million Per Year



Funding Recap

Highway Funding Working Group \$400 Million

Arkansas State Legislative Audit \$478 Million

Governor's Highway Funding Plan \$300 Million



“An efficient transportation system is critical for Arkansas’ economy and the quality of life of the state’s residents.”

– Governor Asa Hutchinson

Act 416 Summary

Motor Fuel Tax	\$ 58 Million
Electric and Hybrid Vehicle Registration Fees	\$ 2 Million
Casino Revenue	<u>\$ 35 Million</u>
Total to ARDOT	\$ 95 Million



Proposed Constitutional Amendment

- To Be Voted On In General Election – November 2020
- ½-Cent Sales Tax Permanent After 2023
- Continues To Provide **\$205 Million** To ARDOT Annually
- Continues To Provide **\$43 Million** To Cities Annually
- Continues To Provide **\$43 Million** To Counties Annually

Summary

Act 416

\$ 95 Million

Issue #1

\$205 Million

Total to ARDOT

\$300 Million



Recipe for Success

- Consensus
- Unity
- Bipartisanship
 - ✓ Governor
 - ✓ Legislature
 - ✓ Stakeholders
 - ✓ ARDOT





Issue 1

Proposed

Constitution Amendment



November 3, 2020

The Ballot Question: Issue 1

YES



Funding from current sales tax continues after June 2023

NO



Funding from current sales tax terminates after June 2023

Governor's Long Term Highway Funding Plan

Act 416 of 2019

\$ 95 Million

(Immediate Funding dedicated to System Preservation)

Issue 1

\$205 Million

(Funding for System Preservation plus Capital Projects beginning in SFY 2024)

Total for State Highways

\$300 Million



Governor's Long Term Highway Funding Plan

Benefits from Additional \$300 Million Per Year

Provide \$8.2 Billion in Economic Activity over 10 Years

Support 3,596 Jobs Each Year*

Maintain Interstates in a State of Good Repair

Increase Safety Improvements

Implement a Second Connecting Arkansas Program (CAP-2)

Repair or Replace Poor Condition and Posted Bridges over 10 Years

Improve Approximately 7,000 Miles of Non-Interstate Highways over 10 Years

*Source: "The Economic Impacts of an Annual \$478 Million Increase in Arkansas Highway, Street and Bridge Construction Investment," prepared by the American Road & Transportation Builders Association (ARTBA), October 2018; data prorated for \$300 million in additional annual revenue.

If Issue 1 Passes

Annual Revenue Expected to be Available
in SFY 2024

Act 416 of 2019	\$ 95 Million
Issue 1	\$ 205 Million
Current Construction Program	\$ 440 Million
Total	\$ 740 Million



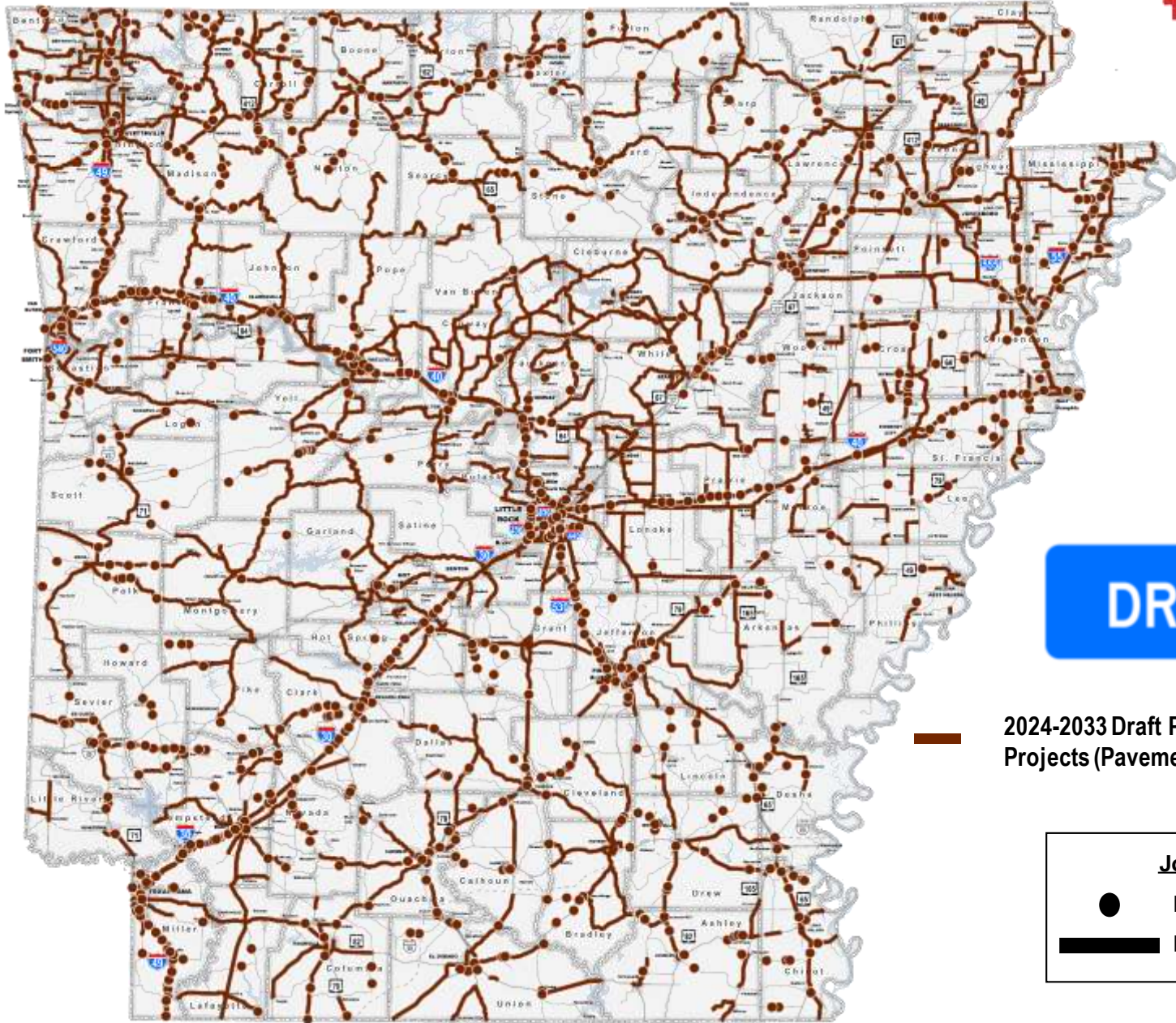
If Issue 1 Passes



10-Year *Renew Arkansas Highways* Program

Pavement Preservation	\$3.0 Billion
Bridge Improvements and Preservation	\$1.1 Billion
Interstate Maintenance	\$1.0 Billion
Safety Improvements	\$0.5 Billion
Capital and Congestion Relief (CAP-2)	\$1.8 Billion
Total	\$7.4 Billion





DRAFT

— 2024-2033 Draft Program of Preservation Projects (Pavement & Bridges)

Job Type

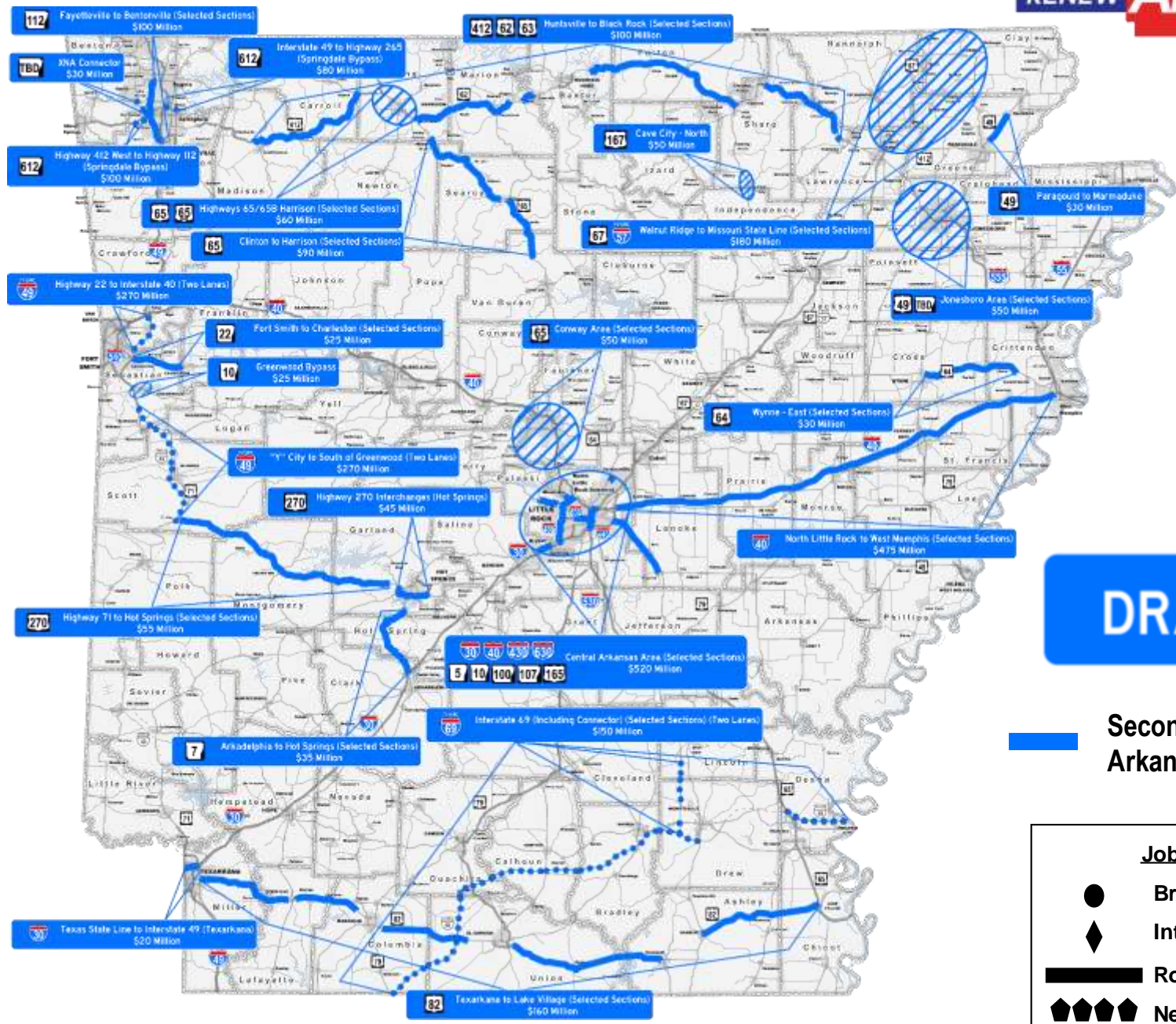
- Bridge
- Roadway

Potential Projects

- Second Connecting Arkansas Program \$ 3.0 Billion
 - Economic Development, Partnering & Local Congestion Relief \$ 0.5 Billion
 - ROW Acquisition & Utility Relocation \$ 0.1 Billion
- 20-Year Total** \$ 3.6 Billion



Second Connecting Arkansas Program



DRAFT

Second Connecting Arkansas Program

Job Type

- Bridge
- ◆ Interchange
- ▬ Roadway
- ◆◆◆◆ New Location

Second Connecting Arkansas Program



112 Fayetteville to Bentonville (Selected Sections)
\$100 Million

TBD XNA Connector
\$30 Million

612 Interstate 49 to Highway 265
(Springdale Bypass)
\$80 Million

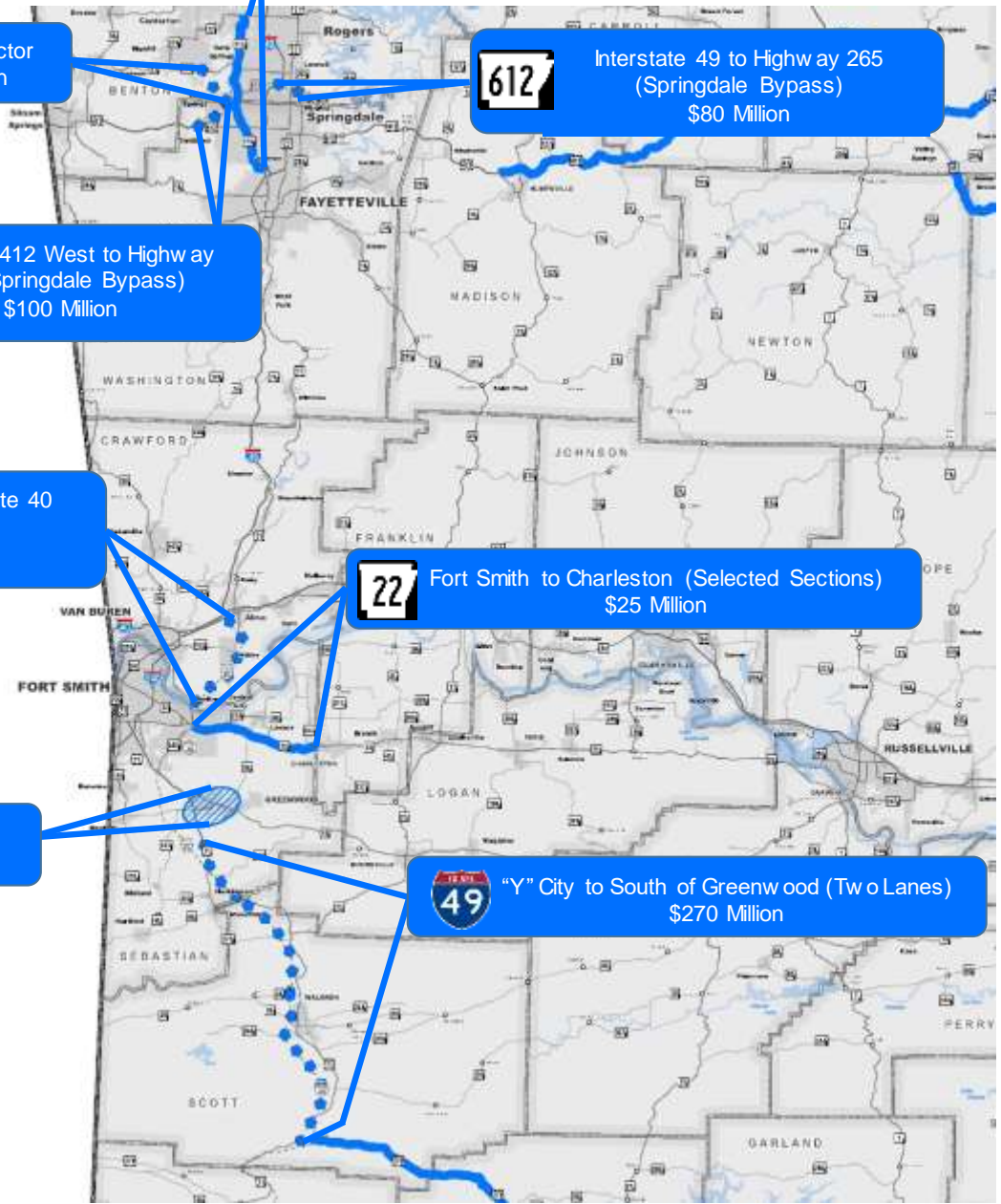
612 Highway 412 West to Highway 112
(Springdale Bypass)
\$100 Million

49 Highway 22 to Interstate 40
(Two Lanes)
\$270 Million

22 Fort Smith to Charleston (Selected Sections)
\$25 Million

10 Greenwood Bypass
\$25 Million

49 "Y" City to South of Greenwood (Two Lanes)
\$270 Million

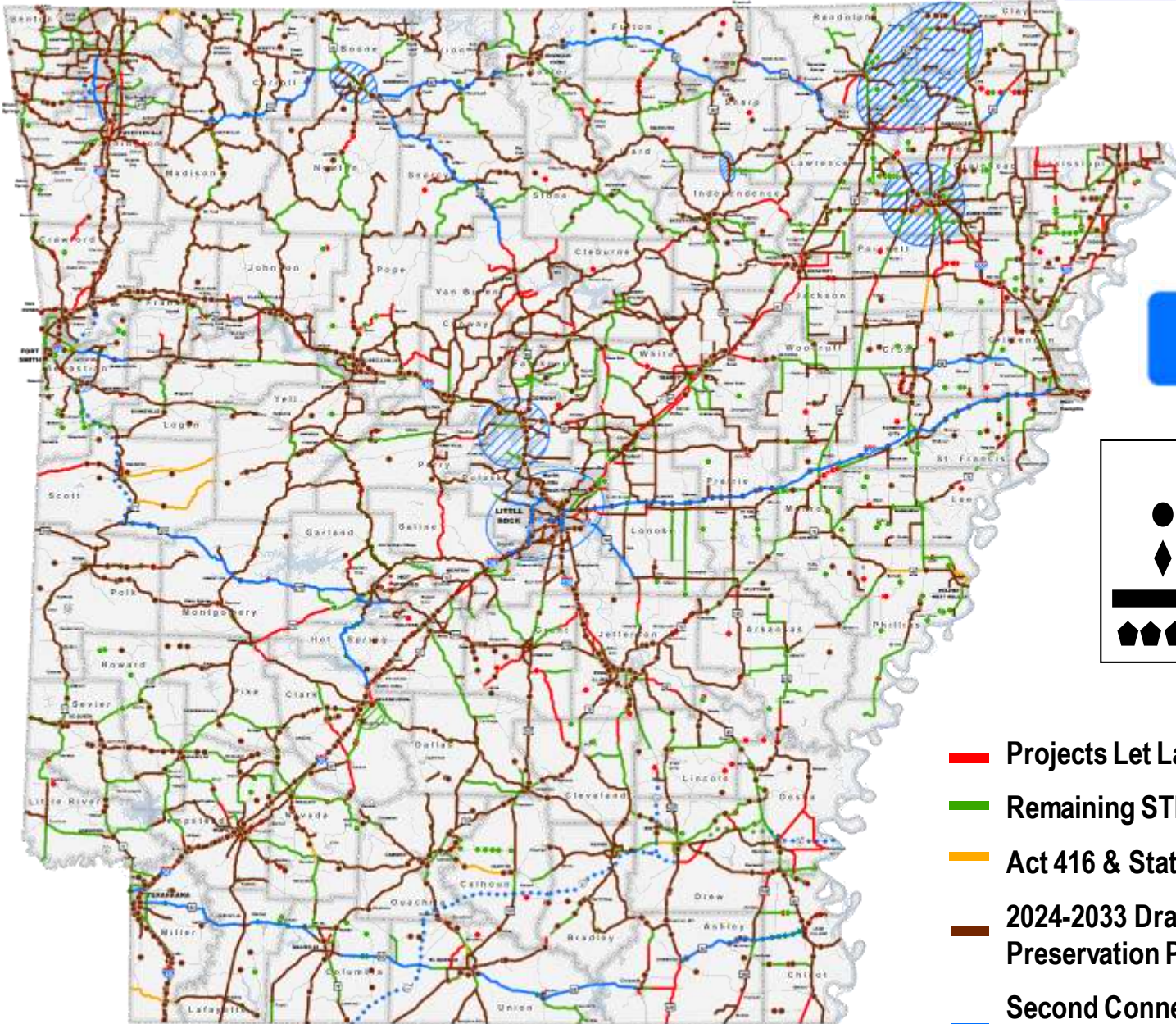


DRAFT

Second Connecting Arkansas Program

Job Type	
●	Bridge
◆	Interchange
▬	Roadway
◆◆◆◆	New Location

New Highway Program



DRAFT

Job Type

- Bridge
- ◆ Interchange
- ▬ Roadway
- ▮▮▮▮ New Location

- Red line: Projects Let Last 10 Years
- Green line: Remaining STIP
- Yellow line: Act 416 & State Surplus Revenue
- Brown line: 2024-2033 Draft Program of Preservation Projects
- Blue line: Second Connecting Arkansas Program

If Issue 1 Fails

Annual Revenue Expected to be Available in SFY 2024

Act 416 of 2019	\$ 95 Million
Proposed Amendment	\$205 Million
Current Construction Program	\$440 Million
Total Available SFY 2024	\$740 Million

Nearly 30% Less

If Issue 1 Fails

10-Year Plan

Pavement Preservation	\$3.0 Billion
Bridge Improvements and Preservation	\$1.1 Billion
Interstate Maintenance	\$1.0 Billion
Safety Improvements	\$0.5 Billion
Capital and Congestion Relief (CAP-2)	\$1.8 Billion

Total **\$5.4 Billion**

If Issue 1 Fails



Turnback to Cities

2023 - \$150 Million

2024 - \$106 Million

Nearly a 30% Reduction

Turnback to Counties

2023 - \$150 Million

2024 - \$106 Million

Nearly a 30% Reduction

If Issue 1 Fails

Washington & Benton Counties

2023 – \$11.7 Million

2024 – \$8.3 Million

Loss of Funding – \$3,400,000 Per Year

City of Springdale

2023 – \$5.6 Million

2024 – \$4.0 Million

Loss of Funding – \$1,600,000 Per Year



Promises Made
Promises Kept



**Rebuilding Arkansas
Interstates**



INTERSTATE
REHABILITATION
PROGRAM

IRP



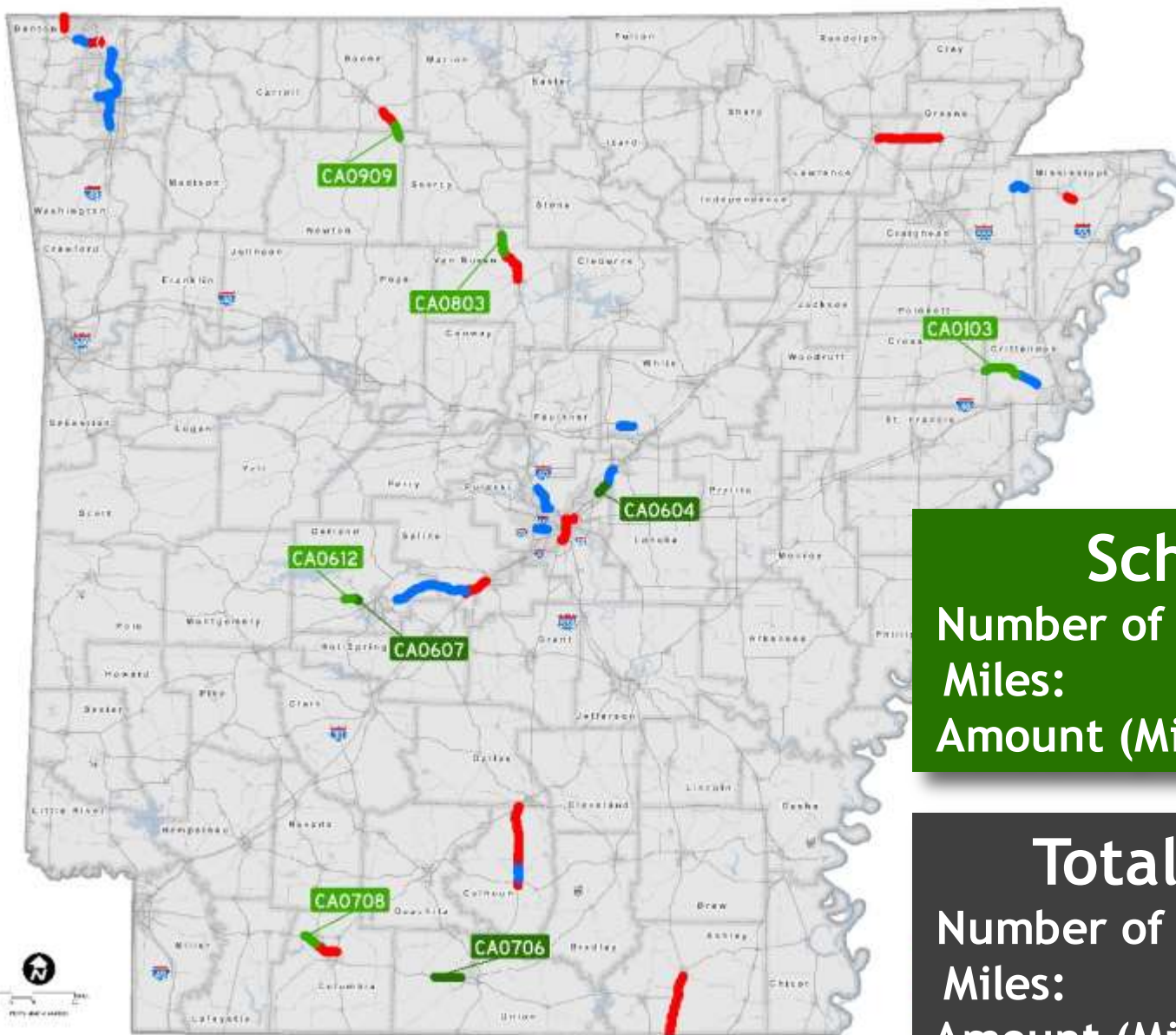
CONNECTING
ARKANSAS
PROGRAM

CAP





Total Program	
Number of Projects:	54
Miles:	358
Amount (Millions):	\$1,331



Scheduled	
Number of Projects:	3
Miles:	10
Amount (Millions):	\$119

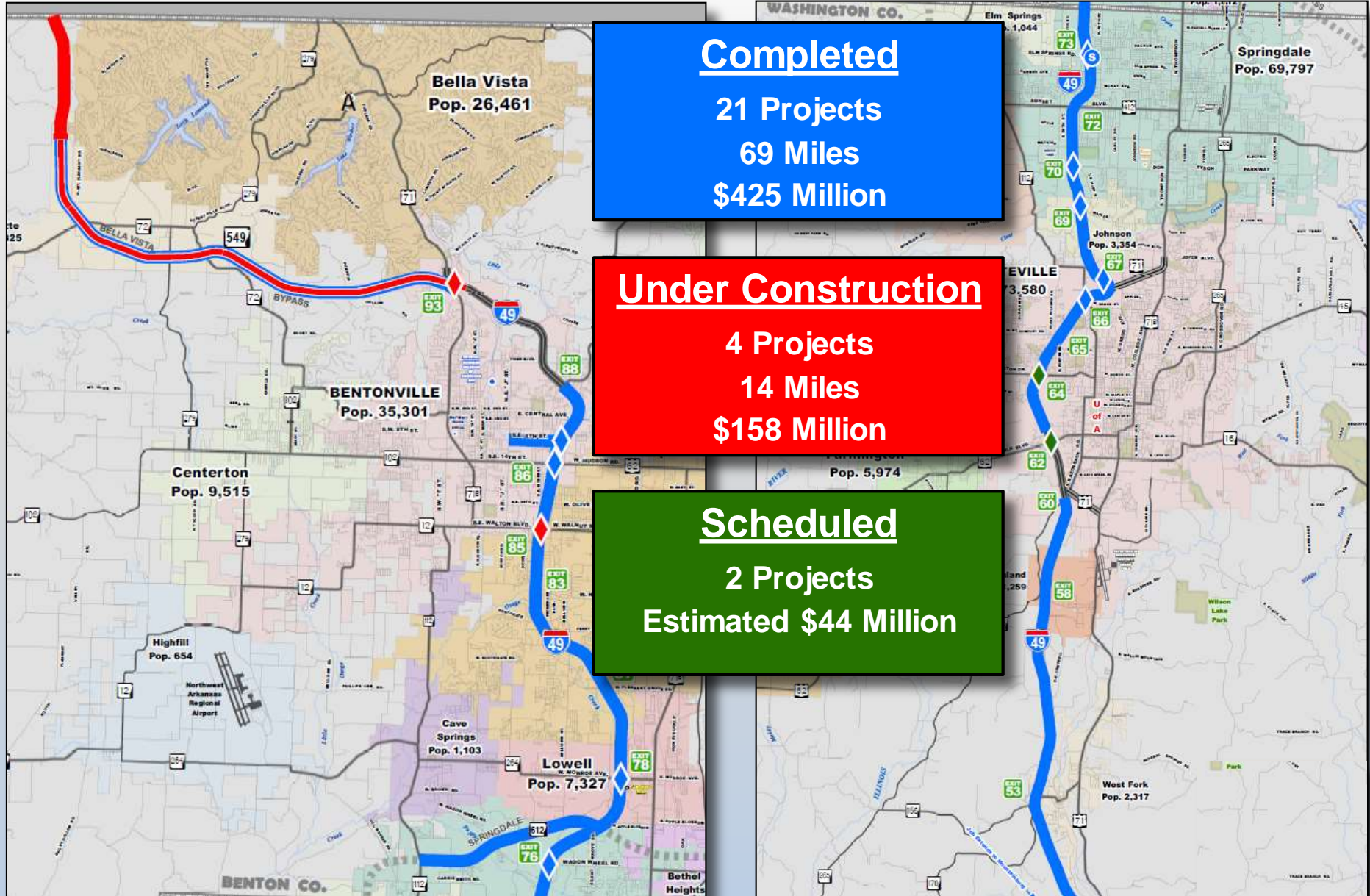
Total Program	
Number of Projects:	31
Miles:	165
Amount (Millions):	\$1,985



Local Updates

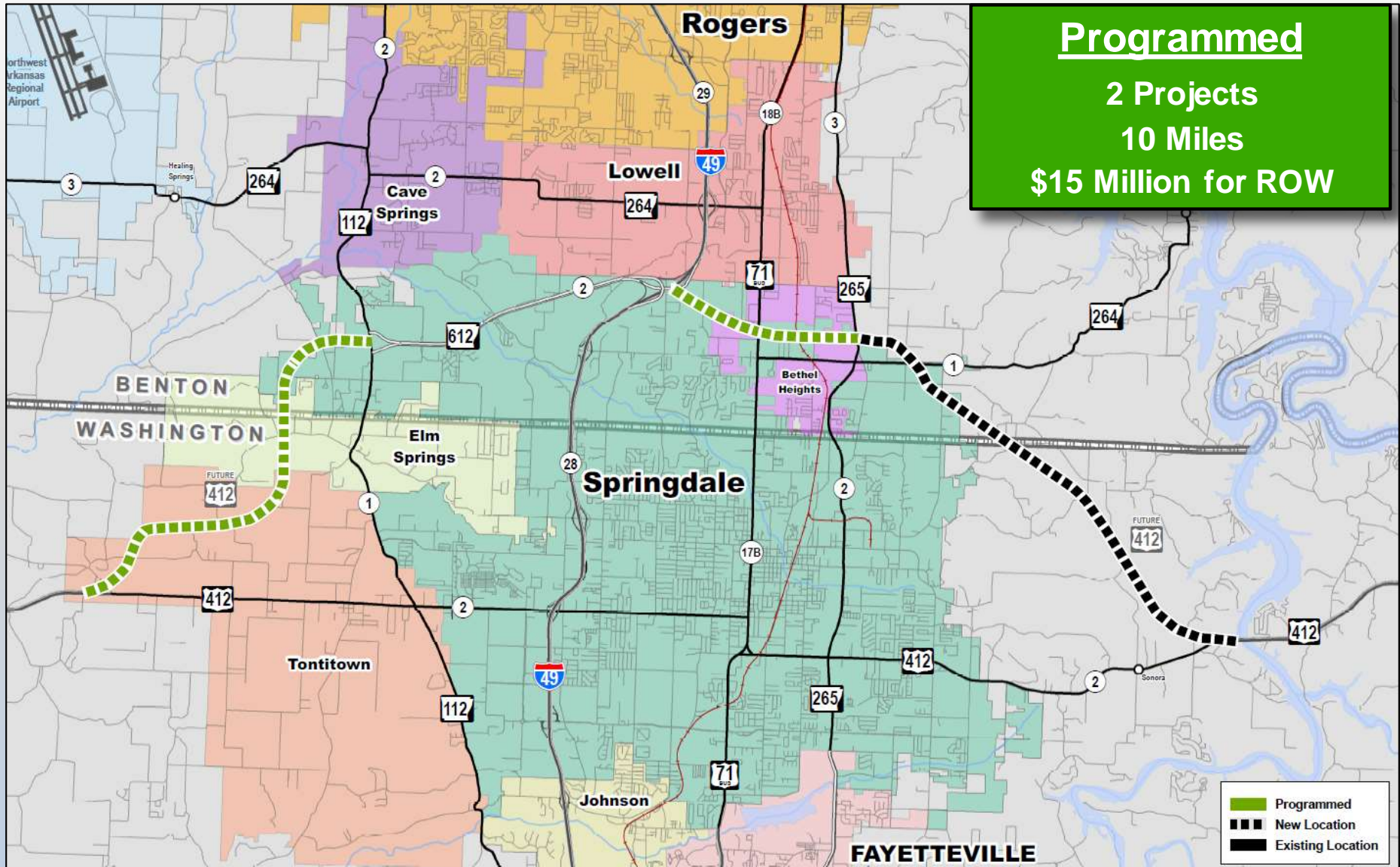


Interstate 49 Corridor

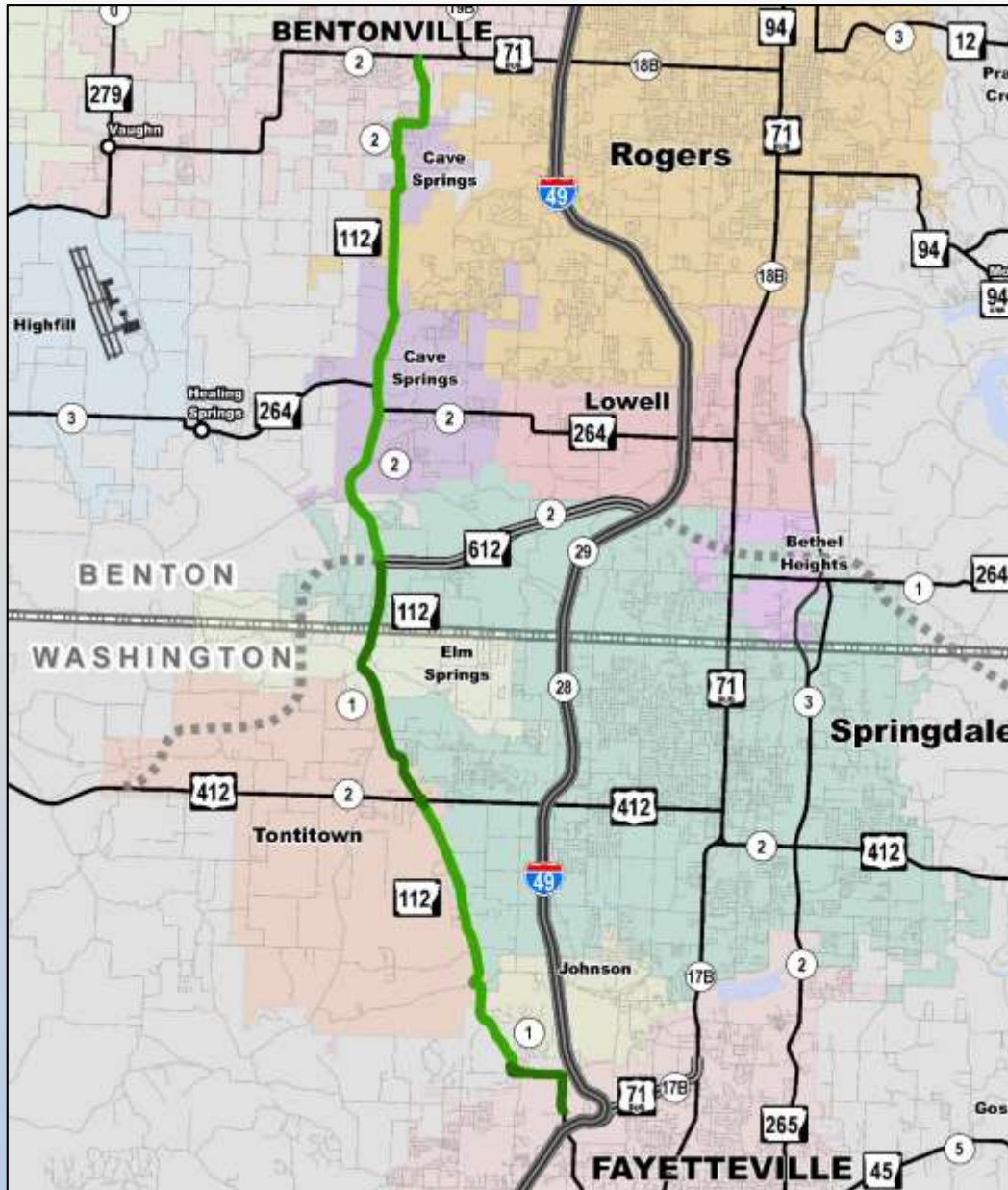


Springdale Bypass/Highway 612

Programmed
2 Projects
10 Miles
\$15 Million for ROW



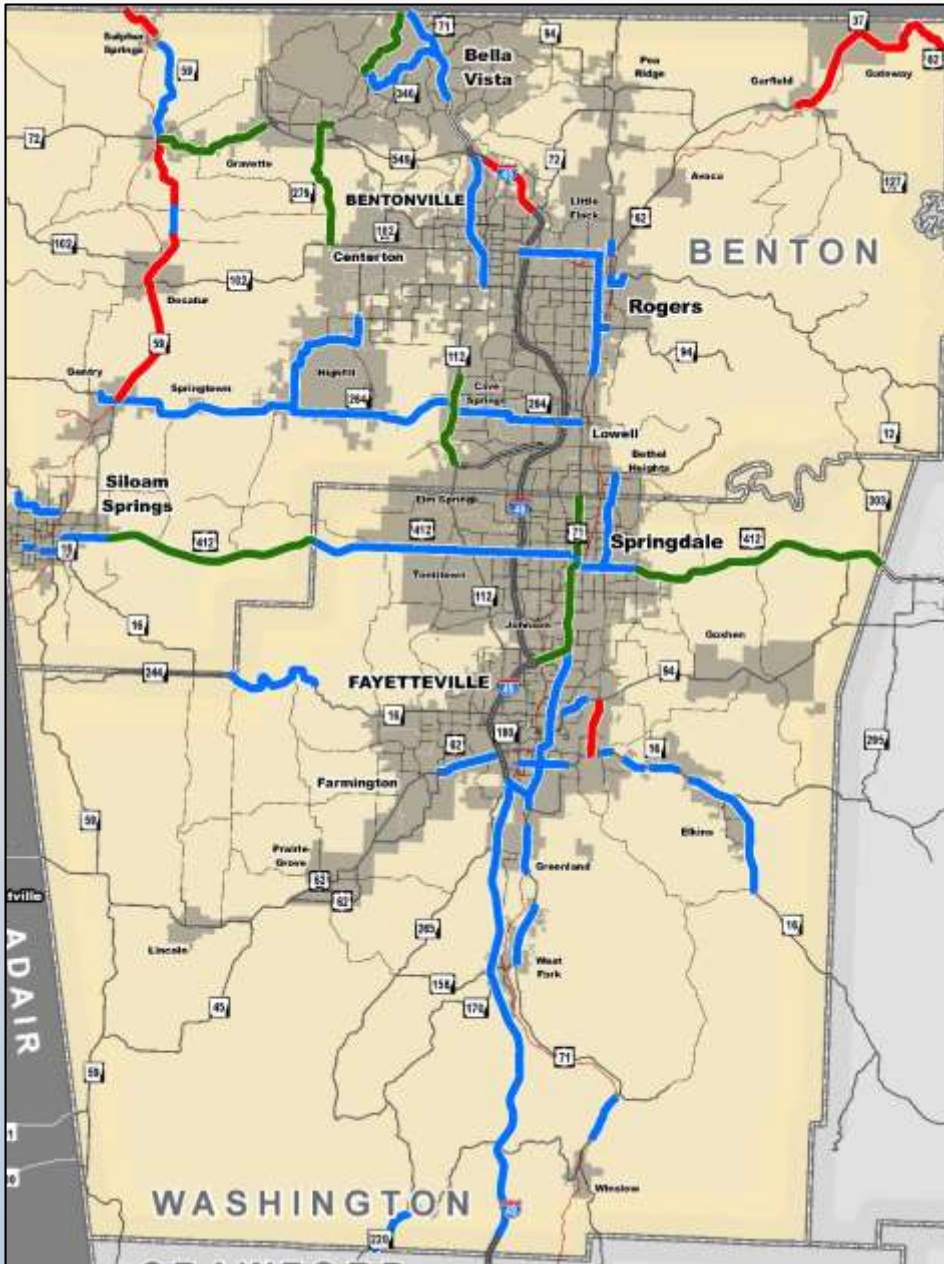
Highway 112 Widening



Scheduled
2 Projects
6 Miles
Estimated \$45 Million

Programmed
4 Projects
13 Miles
Estimated \$92 Million

Pavement Preservation



Completed
 33 Projects
 160 Miles
 \$69 Million

Under Construction
 4 Projects
 31 Miles
 \$9 Million

Scheduled
 6 Projects
 46 Miles
 Estimated \$16 Million



Looking Forward



Arkansans Major Public Asset Transportation Infrastructure

State Highway System	Gross Replacement Value	Average Annual Investment to Maintain State of Good Repair
Roads	\$58.1 Billion	\$387 Million (0.67%)
Bridges	\$11.0 Billion	\$117 Million (1.06%)
Total	\$69.1 Billion	\$504 Million (0.73%)

Based on Arkansas DOT Transportation Asset Management Plan and Legislative Audit Report



Issue 1 – Educate Voters

Economy / Jobs / Safety / State of Good Repair



November 3, 2020



**ROAD to a
BETTER FUTURE**

ARDOT / Cities / Counties

Educate Public

Stakeholders

Educate Public
Campaign



Your
TRANSPORTATION SYSTEM

Lorie H. Tudor, P.E.
Director



QUESTIONS?

Springdale Rotary Club

Monday, June 22, 2020